

2023 – 2024 Academic Outcomes

EYFS % Achieving a Good Level of Development (GLD)	
School (87)	National <i>(estimated)</i>
79%	68%

Year 1 – Phonics Screening Check	
School (90)	National
92%	80%

Year 2 – End of Key Stage 1				
<i>2024 – not statutory assessment</i>				
School (89)				
Phonics Screening Check	62.5% (15/24)			
	EXS or above	National <i>(estimated)</i>	GDS	National <i>(estimated)</i>
Reading	75%	71%	39%	19%
Writing	66%	62%	20%	8%
Maths	82%	71%	29%	16%

Year 4 – Multiplication Tables Check (MTC)		
School (90)		
Achieving 20/25+	Achieving 25/25	National achieving 25/25
93%	61%	34%

Year 6 – End of Key Stage 2				
School (89)			National	
	EXS	GDS Higher Standard	EXS	GDS Higher Standard
Reading	89%	45%	74%	28%
Writing	88%	18%	72%	13%
Maths	88%	45%	73%	24%
EGPS	84%	39%	72%	32%
Science	96%	28%	81%	
Combined (R, W, M)	83%	12%	61%	8%

**data published November 2024*

Key Stage 2

Data taken from: <https://www.compare-school-performance.service.gov.uk/find-a-school-in-england?searchtype=search-mat&keywords=3053>

Progress score in reading, writing and maths ?

The academic progress that pupils make from the end of key stage 1 to the end of key stage 2.

Reading

The banding for this school is 'well above average' because the score is greater than or equal to 3.1, and the entire confidence interval is above 0.

Banding	WELL ABOVE AVERAGE
Score	3.5
Confidence interval ?	2.2 to 4.9

Writing

The banding for this school is 'average' because the confidence interval spans both above and below 0.

Banding	AVERAGE
Score	-0.7
Confidence interval ?	-2.0 to 0.6
Show score details	

Maths

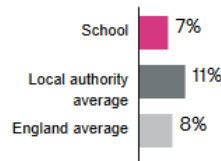
The banding for this school is 'well above average' because the score is greater than or equal to 3.2, and the entire confidence interval is above 0.

Banding	WELL ABOVE AVERAGE
Score	3.3
Confidence interval ?	2.0 to 4.5

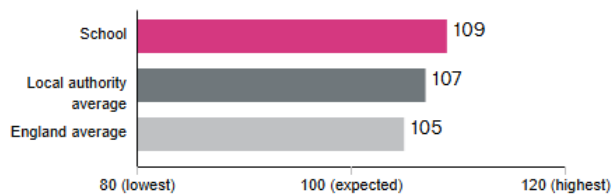
Pupils meeting expected standard in reading, writing and maths ?



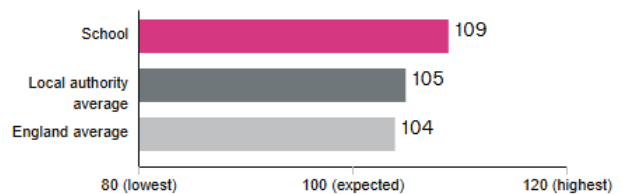
Pupils achieving at a higher standard in reading, writing and maths ?



Average score in reading ?



Average score in maths ?



	School	Surrey	England
--	--------	--------	---------

Grammar, punctuation, spelling at the expected standard	84%	78%	72%
---	-----	-----	-----

[More info](#)

Grammar, punctuation, spelling at the higher standard	43%	36%	30%
---	-----	-----	-----

[More info](#)